


Advance Digital Workflow Automation. Made Simple.
Revoria XMF PressReady

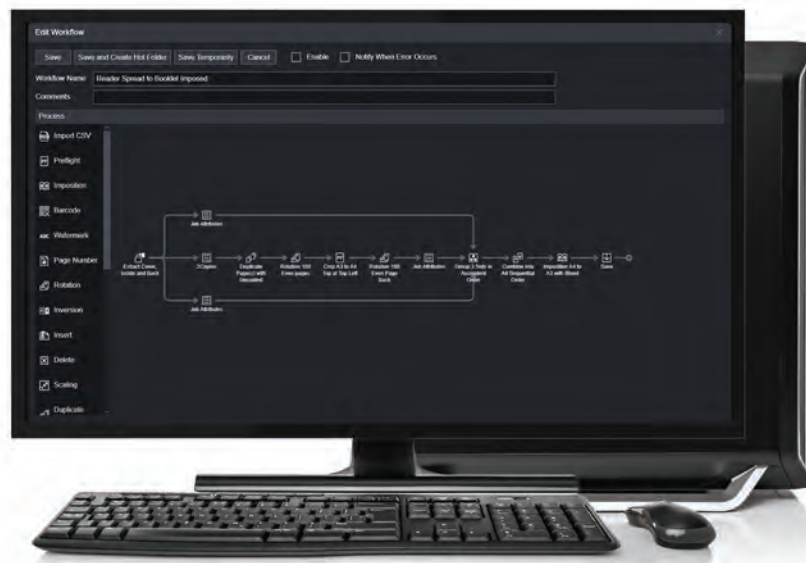
 **Revoria XMF™**



What is Revoria XMF PressReady?

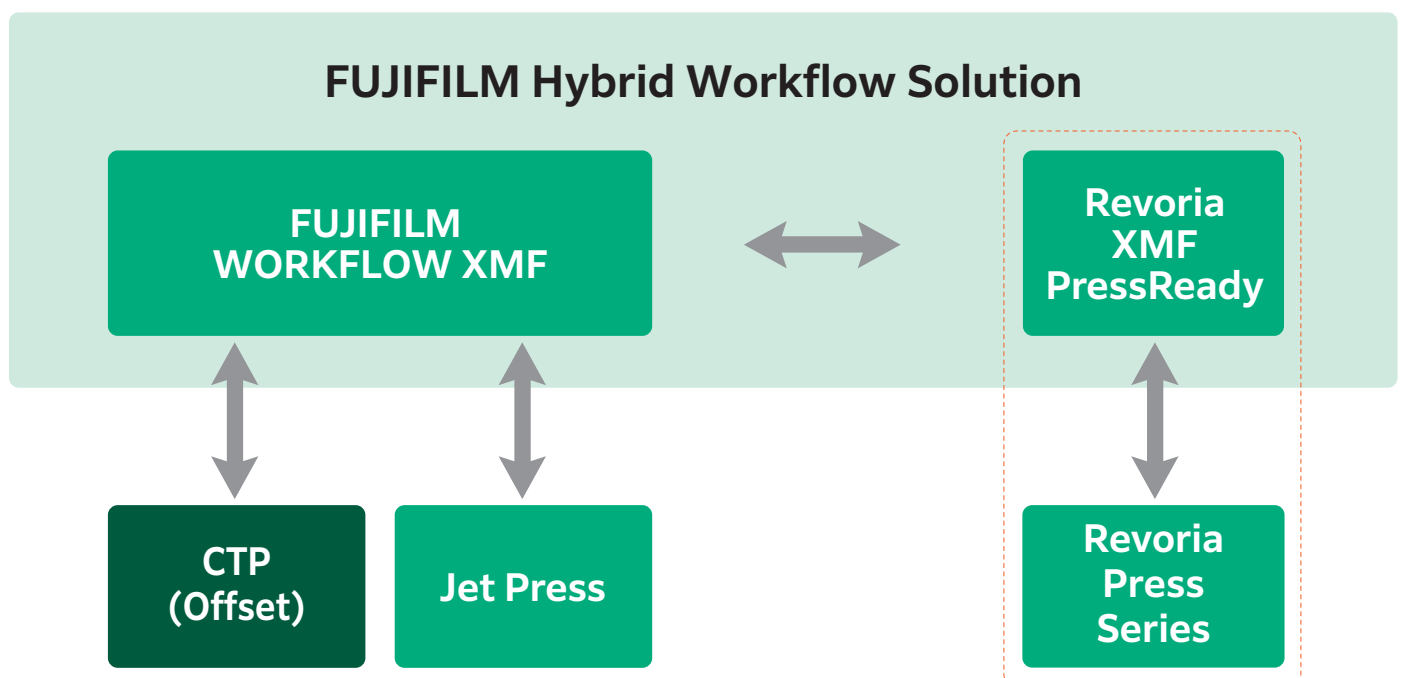
Revoria XMF PressReady is an intuitive centralised management software that empowers Print Service Providers to manage job submission from multiple sources (Web-To-Print System, Print Management Information System, and PDF files from customers) efficiently. With Revoria XMF PressReady, you can also automate repetitive tasks such as pre-flighting, imposition, grouping, sorting, numbering, etc. and direct specific print jobs to the appropriate digital press based on the prescribed condition set.

These automations greatly reduce human errors and the labour resource required to handle the high volume of varied short print-runs that form the bulk of today's print jobs for Print Service Providers. They also enhance the businesses' competitiveness by enabling them to handle more jobs with faster turnaround while using lesser resources.



Note: Revoria XMF PressReady user interface

Refer to the diagram below to understand how Revoria XMF PressReady allows Print Service Providers to manage their Revoria Press Series as part of the entire FUJIFILM Hybrid Workflow Solution.



How does Revoria XMF PressReady Revolutionise Your Digital Workflow?



1. Increase productivity with an automated print workflow

- Automate repetitive manual tasks and decision-making processes using pre-defined conditional branching for prepress tasks, job grouping for similar characters or conditions, and pre-defined logics for file opening.
- Revoria XMF PressReady allows 24/7 printing even when key operator is not physically on site.
- Automation standardises prepress workflow and improves ROI, as print output stays consistent with minimal errors.

2. Better monitoring printers and jobs with holistic system and comprehensive job management

- Centralised platform allows job management and real-time monitoring of multiple printers on a single platform.
- Create a seamless workflow with front-end integration to Revoria Flow.

3. Reduce the potential for human errors for more cost-effective operation

- Increase print accuracy through a touchless workflow by minimising human involvement during print process.
- Reduce the need for additional work and resources to rectify manual mistakes due to human errors.



Revoria XMF PressReady Feature Highlights

1. Centralised Platform for Job and Printer Management

- Monitor the printer status (e.g. paper tray, media, and toner levels) of multiple output devices in real-time to prevent unexpected downtime.
- See job list with visibility of job print status, job completion time, print job queue and more.
- Modify print quantities, media types, or even designate a different output device easily.

Received Date/Time	File Name	Status	Folder Name	Workflow Name
2023/11/27 19:42:42	10003_Catalog_CCC.pdf	Submitted to Workflow	Catalog	Catalog
2023/11/27 19:42:42	10004_Catalog_DDD.pdf	Submitted to Workflow	Catalog	Catalog
2023/11/27 19:42:42	10001_Catalog_AAA.pdf	Submitted to Workflow	Catalog	Catalog
2023/11/27 19:42:42	10002_Catalog_BBB.pdf	Submitted to Workflow	Catalog	Catalog
2023/11/27 19:42:56	20003_Book_GGG.pdf	Submitted to Workflow	Book	Book
2023/11/27 19:42:56	20002_Book_FFF.pdf	Submitted to Workflow	Book	Book
2023/11/27 19:42:56	20004_Book_HHH.pdf	Submitted to Workflow	Book	Book
2023/11/27 19:42:56	20001_Book_EEE.pdf	Submitted to Workflow	Book	Book

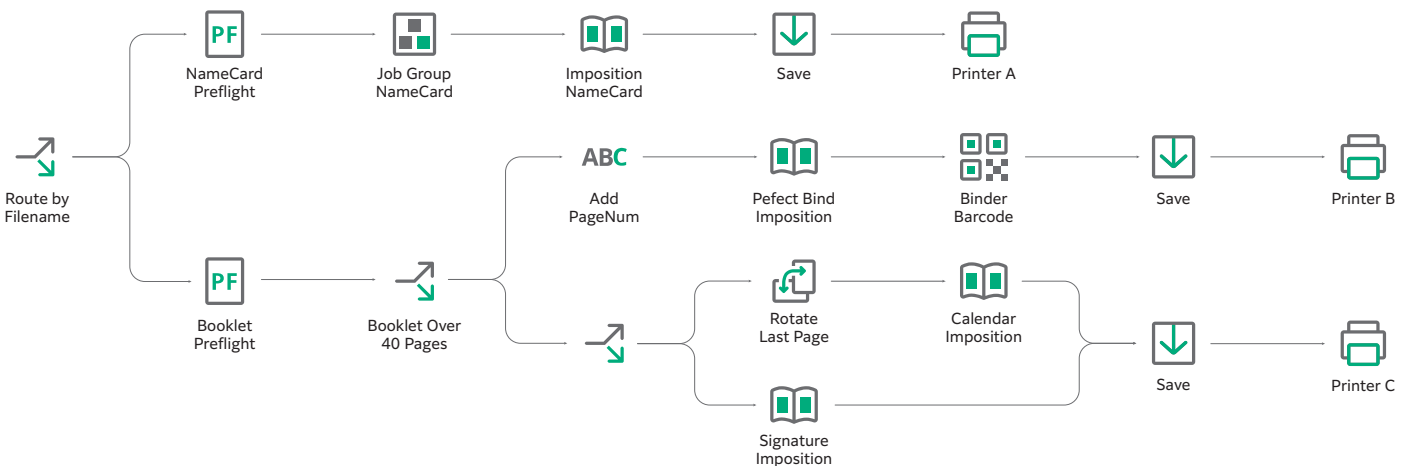
Printer Status: 1

- Revoria Press PC1120: Ready
- Revoria Press E1136: Error
- Revoria Press EC1100: Ready
- Revoria Press SC180: Ready
- Revoria Press E1136 2: Setting Up

Note: Top: Screenshot that shows the job list. Bottom: Screenshot that shows the printer status of multiple devices.

2. Conditional Automation (Decision Making)

- Revoria XMF PressReady is more than a static automation where it allows user-defined set of rules and conditions to create dynamic and smart automation.
- It delivers dynamic automation with multiple configurable workflows that is capable of making production decisions based on factors such as size, quantity, orientation, media, page count, and other parameters.
- This eliminates manual intervention, saving precious time as well as minimise the likelihood of operator errors.



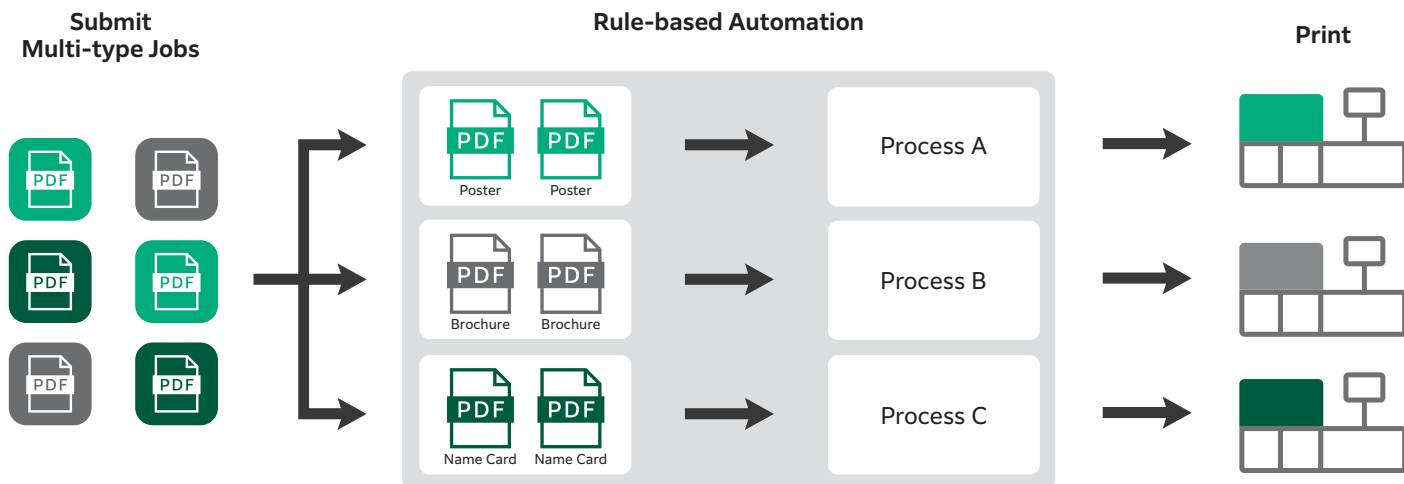
Note: Illustration example of rule-based automation workflow. Note: Illustration is not actual user interface of Revoria XMF PressReady, icons are not customisable.

Revoria XMF PressReady Feature Highlights

3. Streamline Production

- Revoria XMF PressReady introduces an elevated standard of efficiency to digital print production.

- This robust and flexible workflow system empowers Print Service Providers by optimising production with automated processes, saving valuable time and reducing errors.

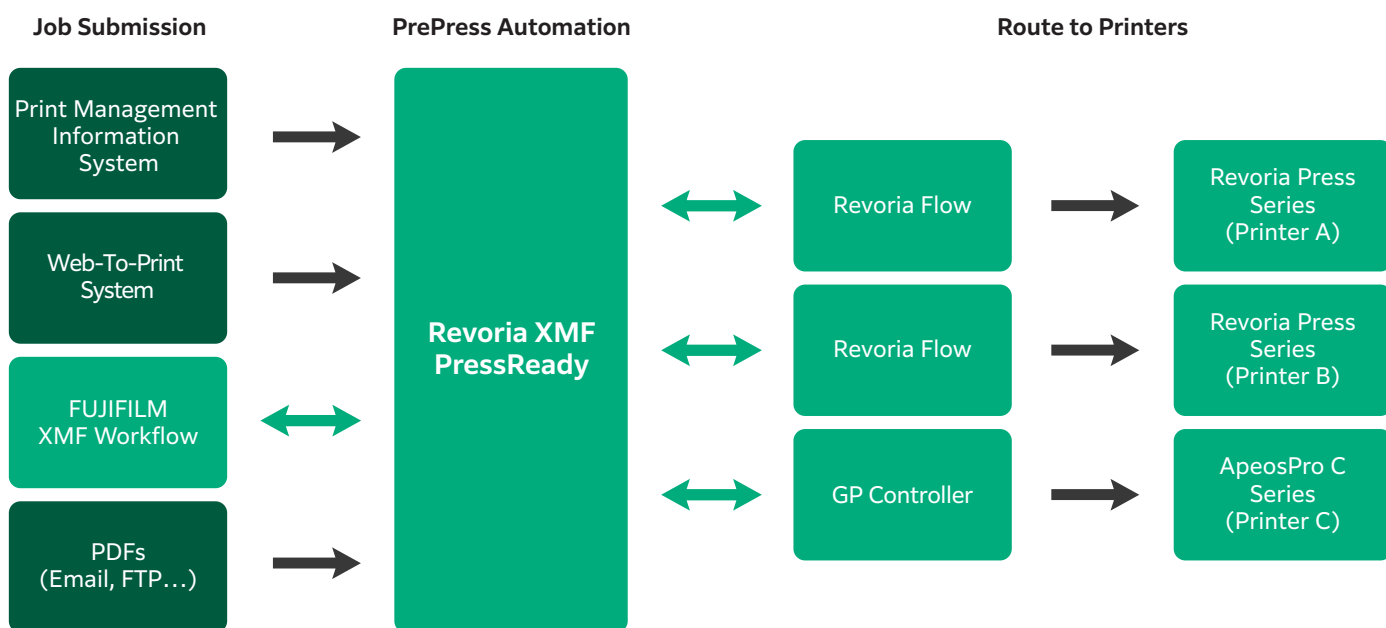


Note: Illustration example of job grouping to enhance efficiency.

4. Integrate Into Your Existing Workflow

- Integrate easily with other systems such as Print Management Information System and Web-To-Print System, allowing upstream systems to be fully connected to the digital print production flow.

- Seamlessly integrate with FUJIFILM WORKFLOW XMF to manage both offset and digital production through a unified workflow.
- Fully automate the print workflow from order intake to the finished product by preconfiguring and integrating with Revoria Flow.



Note: Above diagram is an example shows job movement from submission to print.
 Note: For full printer model compatibility, please check with your local sales-representative.

What constitutes the Revoria XMF PressReady Software Solution?

Revoria XMF PressReady is a modular and scalable software solution that offers superb flexibility to meet different customer needs. Customers can start with the base module (Revoria XMF PressReady Essential) and add on new options as their businesses grow with the flexible licensing model.

1. Revoria XMF PressReady Essential

Provides the basic features of **Revoria XMF PressReady**. Basic workflow automation is available with this module alone.

2. Page Editor Option

For the additional capabilities to edit pages of PDF data, such as deleting, merging, or rotating pages.

3. Content Creation Option

For the additional capabilities to edit page numbers, watermarks, etc. to PDF data.

4. Barcode Option

For the additional capabilities to place variable information and URL information as barcodes in each page.

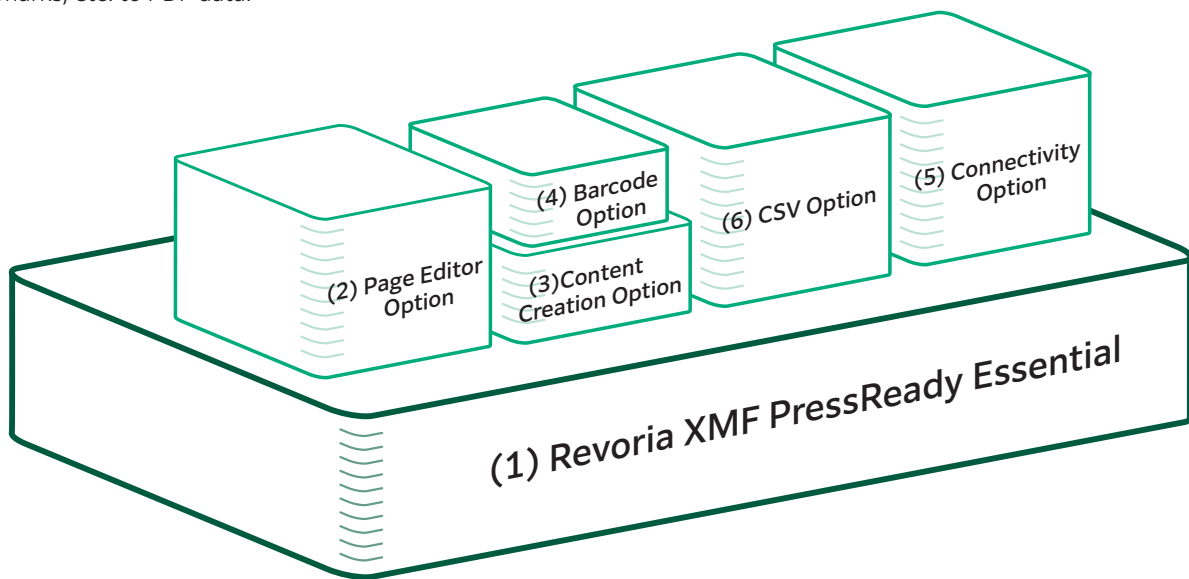
Note: (3) Content Creation Option is required.

5. Connectivity Option

For the additional capabilities to link up with external tools and imposition software.

6. CSV Option


For the additional capabilities to link up with CSV data. Order information and print instructions can be imported as CSV data. You can specify the submission data, paper, number of copies, printer and others. By combining with the (3) Content Creation Option and (4) Barcode Option, you can also add different barcodes and text information for each data set.



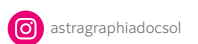
astragraphia
member of **ASTRA**



astragraphia document solution



astragraphia_ds



astragraphiadocsol