

DocuCentre S2110

A “small” device offering “simple” and “smart” advantages Satisfying all that a SME desires



Small in size yet BIG in performance

Easy to use & simple to set-up

The DocuCentre S2110 provides smart features that offer convenience & efficiency for public offices, hotels, travel agencies, banks and more.



DocuCentre S2110

Smart: Convenient features

Simple: Easy installation and operation

Small: Space-saving yet able to handle A3 paper size

Copy / Print

B / W : 21 sheets*/minute

Colour Scan

Local / Network

Warm up Time

18 seconds or less

* A4 LEF

Eco & Workplace Friendly

The DocuCentre S2110 is designed to be environmentally & workplace friendly. The device is equipped with technology that minimises ultrafine particle (UFP*) emissions.

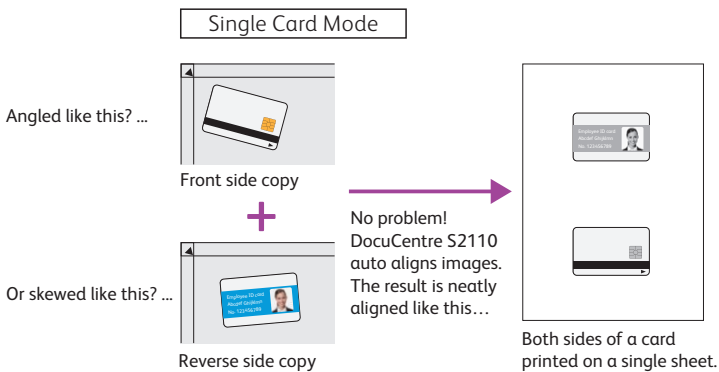
* UFPs are less than 100 nanometres in diameter, and far smaller than PM2.5 dust particles.



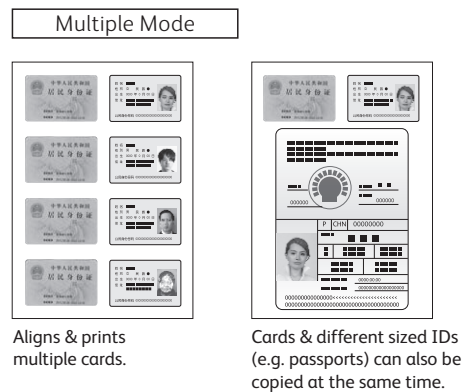
Smart

ID Card Copying

Are you taking time trying to neatly align ID and name cards etc. when copying? No problem for the DocuCentre S2110! Even if cards are placed slightly askew, the DocuCentre S2110 will take care of this by automatically straightening & centering everything.



Be it for copying corporate ID cards, driver licences, social security cards or credit cards, the DocuCentre S2110 makes double sided card copying simple.



Network Colour Scanning

In addition to network printing, users can also perform colour scanning directly from a PC. Just place the document on the DocuCentre S2110 and scan. FUJIFILM Business Innovation provides gratis "Print & Scan Hub" software which enables users to select from PDF/JPEG/PNG scan formats.

*When this menu "Return from Sleep Mode by Any Key" is set valid.



Smart Print-sort Function

Why sort & collate multiple prints of the same document by hand? Let the DocuCentre S2110 sort multiple prints of documents for you!



Simple

Power Saver

The DocuCentre S2110 automatically switches to Sleep Mode when not used for a certain period of time. The machine "wakes up" when any button is pressed on the control panel.


Quick Setup

Quick Setup Tool makes setting up a PC to use the DocuCentre S2110 hassle-free. Quick Setup comes with the machine, and installs the printer driver, scanner driver and "Print & Scan Hub" software with simple procedures.

Note: Quick Setup does not install TWAIN software for scanning which must be separately installed.

Control Panel

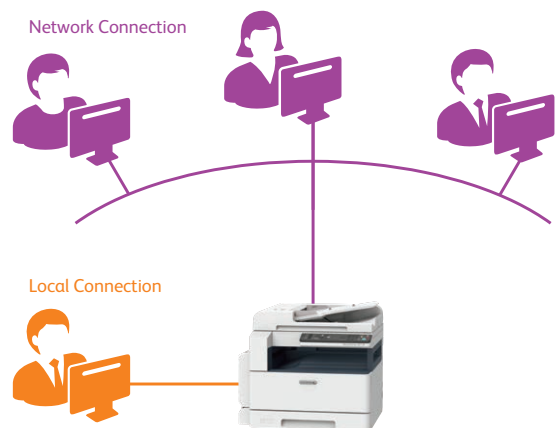
The DocuCentre S2110 features a simple user interface that walks you through step-by-step to what you need.



Small

Space Saver

The DocuCentre S2110 is compact yet able to handle paper up to A3 size. It's convenient and everyone can use. You can choose...one single local user, or multiple users utilizing the DocuCentre S2110. It's up to you!



Configuration

On a desk or on the floor.
Choose the location
that's best suits you.

Model-NDA



One Tray Module



One Tray Module
Stand

DocuCentre S2110 Functions & Specifications

Basic Specifications / Copy Function

Item	Description
Type	Desktop
Memory capacity	256 MB (Max: 256 MB)
Scan Resolution	600 x 600 dpi
Printing Resolution	600 x 600 dpi
Warm-up Time	18 seconds or less (At room temperature 23°C)
Original Size	Maximum of A3, 11 x 17" for both Sheet and Book
Paper Size	Max A3, 11 x 17"
	Min A5
Image loss width	Lead edge 5.5 mm, Trail edge 6.0 mm, Right/Left edge 5.5 mm
Paper Weight ^{*1}	Paper Tray 60 to 90 gsm
	Bypass Tray 60 to 216 gsm
First Copy Output Time	7.4 sec. (A4 LEF)
Continuous Copy Speed ^{*2}	A4 LEF / B5 LEF 21 sheets/minute
	B5 12 sheets/minute
	A4 15 sheets/minute
	B4 12 sheets/minute
	A3 10 sheets/minute
Paper Tray Capacity ^{*3}	Standard 250 sheets x 1-tray + Bypass Tray 100 sheets
	Optional One Tray Module: 500 sheets
	Max 850 sheets (Standard + One Tray Module)
Output Tray Capacity ^{*3}	250 sheets (A4 LEF)
Power Supply	AC220-240 V +/- 10 %, 6 A, 50/60 Hz common
Maximum Power Consumption	1.3 kW (AC220 V +/- 10 %)
	1.4 kW (AC240 V +/- 10 %)
	Sleep Mode: 2.0 W (AC220 V)
	Ready Mode: 71 W (AC220 V)
Dimensions	W 595 x D 580 x H 568 mm
Weight ^{*4}	32 kg

*1 : It is recommended to use our recommended paper. Correct print output may not be possible depending on the requirement. *2 : The speed may be reduced due to the image quality adjustment. The performance may be reduced depending on the paper type. *3 : 64 gsm paper. *4 : Excluding Toner Cartridge.

Print Function

Item	Description
Type	Built-in type
Continuous Print Speed	Same as the Basic Specifications / Copy Function
Printing Resolution	600 x 600 dpi
Page Description Language	HBPL (Host Based Print Language)
Supported Operating System	Windows 10 (32bit) Windows 10 (64bit) Windows 8.1 (32bit) Windows 8.1 (64bit) Windows 7 (32bit) Windows 7 (64bit)
	Windows Server 2019 (64bit) Windows Server 2016 (64bit) Windows Server 2012 R2 (64bit) Windows Server 2012 (64bit) Windows Server 2008 R2 (64bit) Windows Server 2008 (32bit) Windows Server 2008 (64bit)
Interface	Ethernet 100BASE-TX / 10BASE-T, USB 2.0

Scan Function

Item	Description
Type	Colour Scanner
Scan Resolution	600 x 600 dpi*, 400 x 400 dpi, 300 x 300 dpi, 200 x 200 dpi
Scan Speed	Same as the "Scan Speed" for the Duplex Automatic Document Feeder
Interface	Same as the Print Function

* : Monochrome binary only.

Duplex Automatic Document Feeder

Item	Description
Original Size	Max: A3, 11 x 17" Min: A5
Paper Weight	38 to 128 gsm (In Duplex: 50 to 128 gsm)
Capacity ^{*1}	110 sheets
Scan Speed ^{*2}	Copy B/W: 23 sheets/minute (A4 LEF Simplex)
	Scan B/W: 23 sheets/minute, Colour: 23 sheets/minute [Standard Document (A4 LEF), 200 dpi, using TWAIN driver (USB)]

*1 : 64 gsm paper. *2 : The scanning speed varies depending on the documents.

One Tray Module (Optional)

Item	Description
Paper Size	Max: A3, 11 x 17" Min: A5
Paper Weight	60 to 216 gsm
Feeding Capacity / Number of Tray [*]	500 sheets x 1-tray
Dimensions	W 540 x D 540 x H 111 mm
Weight	11 kg

* : 64 gsm paper.

Notes

- 1) If the storage media of the base unit fail, loss of received data, accumulated data, registered setting data, etc. may occur. In no event shall the Company be liable for any damages whatsoever arising from loss of data.
- 2) Functional spare parts will be available for at least 7 years after the product is no longer manufactured.

All product names and company names mentioned in this brochure are trademarks or registered trademarks of their respective companies. The product specifications, appearance and other details in this brochure are subject to change without notice for improvements.

Reproduction Prohibitions Please note that reproduction of the following is prohibited by law : Domestic and foreign currencies, government-issued securities, and national bonds and local bond certificates. Unused postage stamps, post cards, etc. Certificate stamps stipulated by law. Reproducing works forming the subject matter of copyright (literary works, musical works, paintings, engravings, maps, cinematographic works, drawings, photographic works, etc.) is not permitted unless the reproduction is for the purpose of personal use, family use or other similar uses within a limited circle.

For Your Safety
Before using the product, read the Instruction Manual carefully for proper use. Use the product with the power source and voltage specified. Be sure to establish ground connection. Otherwise, electronic shock may result in the case of a failure or short circuit.

astragraphia
member of **ASTRA**



astragraphia document solution



astragraphia_ds



astragraphiadocsol